

DS-3WF01C-2N/O

Wireless Bridge

DS-3WF01C-2N/O wireless bridge can be applied in industries, such as wireless video surveillance for elevator, tower cranes, community, factories, park and farm. With IEEE 802.11n standard, it can achieve up to 150 Mbps wireless video/data transmission speed at 2.4 GHz.



Feature and Function

- Up to 3 km wireless transmission distance
- 150 Mbps 802.11n wireless
- Built-in 12 dBi high gain antenna
- Point-to-Point, Point-to-Multipoint
- Passive PoE power supply for easy installation

Package Content

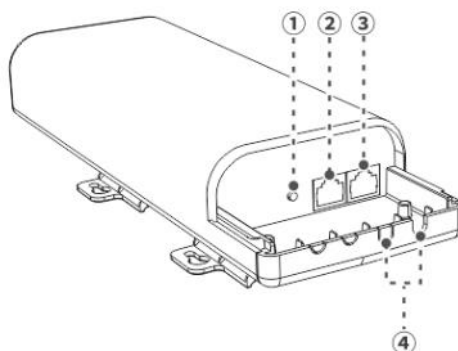
- DS-3WF01C-2N/O
- Power Adapter (12V, 1A)
- PoE Injector
- Pole Mounting Straps
- Quick Start Guide



Specification

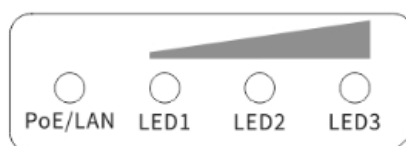
Model	DS-3WF01C-2N/O
Wireless	
Standard	IEEE 802.11 b/g/n
Operating frequency	2.4 GHz (Note: Available channel may vary depending on local regulations)
Antenna	Internal, Gain: 12 dBi, Horizontal: 60° Vertical: 30°
Output power	27 dBm (Note: Maximum output power may vary in different channels depending on local regulations)
Receive sensitivity	-96 ± 1.5 dBm@1 Mbps, -72 ± 1.5 dBm@MCS7
Wireless link rate	150 Mbps
Maximum power consumption	4.3 W
Installation	Pole or wall mounting
Hardware	
Power supply	12 V/1 A Passive PoE
Passive PoE power supply distance	Up to 60 meters with Cat.5e or better
Interface	10/100 Mbps Base-TX × 2
Reset button	1
Operating temperature	-30°C ~ 60°C (-22°F ~140°F)
Storage temperature	-30°C ~ 70°C (-22°F ~158°F)
Operating humidity	10% - 90% RH (non-condensing)
Dimensions	270mm × 94.86mm × 67.5mm
LED Indicator	1 × PoE/LAN LED, 3 × Signal strength LEDs(LED1, LED2, LED3)
Net Weight	0.74 kg
Gross Weight	0.80 kg
Software	
Encryption	WPA-PSK, WPA2-PSK
Transparent Bridge	Support
SSID Hide	Support
SSID Quantity	1
Default Login IP	Default IP 192.168.1.36
Diagnostics Tool	Signal Scanning
Device Management	HTTPS, SSH
Default User Name	Admin
Log Function	System log check
Configuration Management	Support web configuration
Firmware Update	Support firmware update by web page
Bandwidth	20 M/40 MHz

Physical Interface



SN	Port/Button	Description
①	RST	Reset Button. After the device is powered on for about 1 minute, hold down this button for about 8 seconds, then release it. When all the LED indicators light up, the device is restored to factory settings.
②	LAN	10/100 Mbps automatic negotiation RJ45 port. Used to connect to a switch, computer, or other wired devices.
③	PoE/LAN/WAN	It is used to supply power or transmit data. Use the included PoE injector to supply power to the device.
④	-	Ethernet cable inlet.

Indicator Description

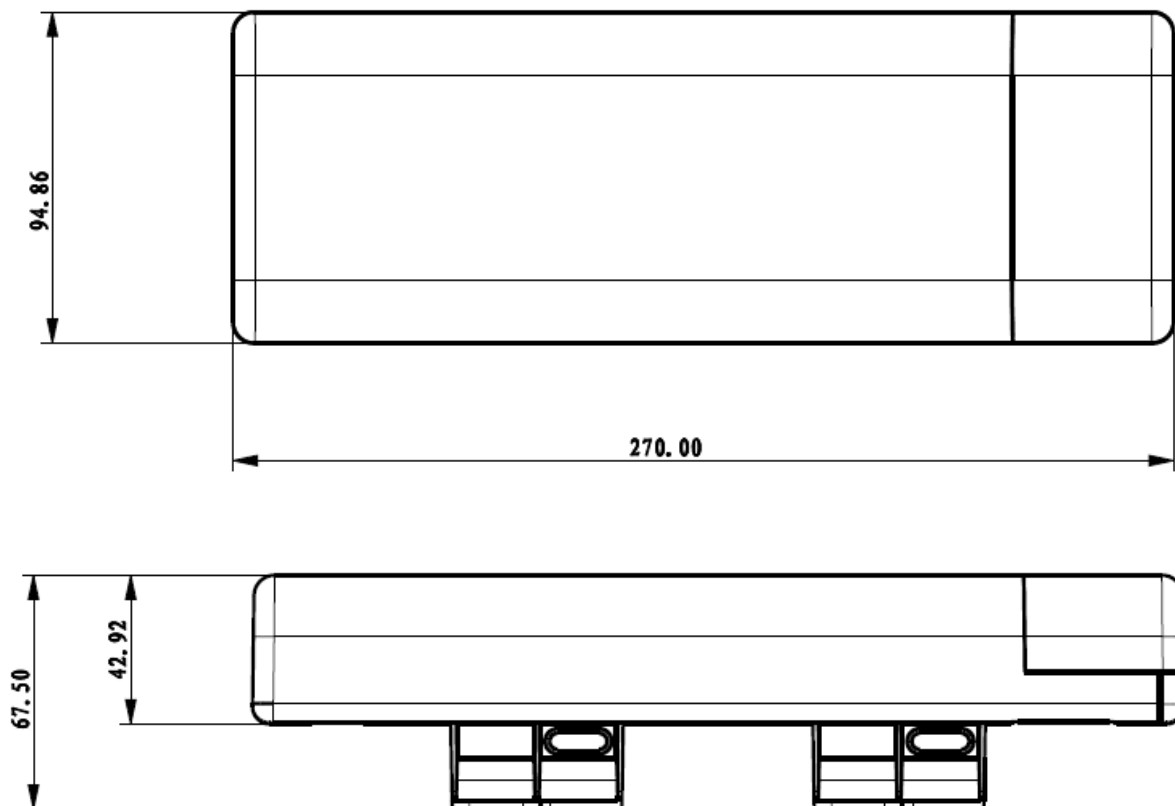


Indicator	Status	Description
PoE/LAN	Solid on	The power is supplied to the device properly, and no data is being transmitted over the port.
	Blinking	Data is being transmitted over the port.
	Off	No power is supplied to the device.
LED1/LED2/LED3 Received signal strength indicator	Solid on	Bridged successfully. <ul style="list-style-type: none"> LED1, LED2 and LED3 are solid on: Good signal LED1 and LED2 are solid on, and LED3 is off: Fair signal LED1 is solid on, and LED2 and LED3 are off: Weak signal. Please adjust the direction or location of your devices.
	Off	The received signal strength does not reach the minimum threshold of the signal strength LED indicators.

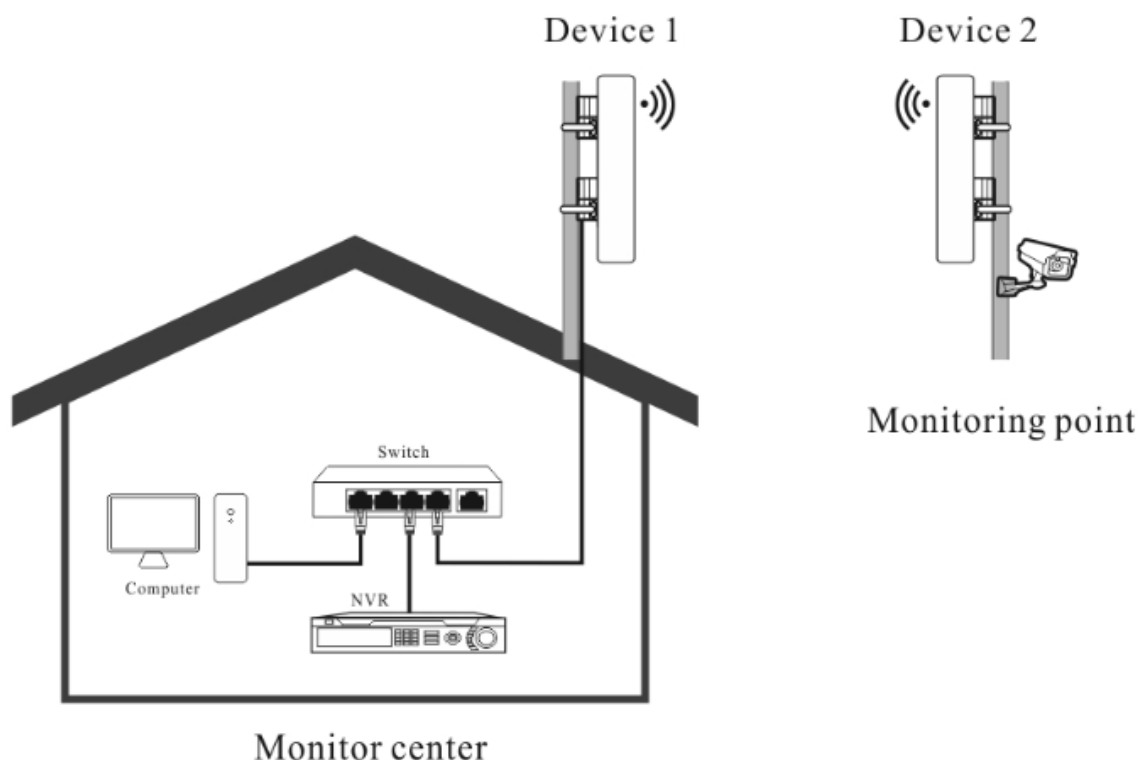
Available Model

- DS-3WF01C-2N/O

Dimension (unit: mm)



Typical Application



Distributed by

HIKVISION®

Headquarters

No.555 Qianmo Road, Binjiang District,
Hangzhou 310051, China
T +86-571-8807-5998
overseasbusiness@hikvision.com

Hikvision USA
T +1-909-895-0400
sales.usa@hikvision.com

Hikvision Australia
T +61-2-8599-4233
salesau@hikvision.com

Hikvision India
T +91-22-28469900
sales@pramahikvision.com

Hikvision Canada
T +1-866-200-6690
sales.canada@hikvision.com

Hikvision Thailand
T +662-275-9949
sales.thailand@hikvision.com

Hikvision Europe
T +31-23-5542770
sales.eu@hikvision.com

Hikvision Italy
T +39-0438-6902
info.it@hikvision.com

Hikvision Brazil
T +55 11 3318-0050
Latam.support@hikvision.com

Hikvision Turkey
T +90 (216)521 7070- 7074
sales.tr@hikvision.com

Hikvision Malaysia
T +601-7652-2413
sales.my@hikvision.com

Hikvision UK & Ireland
T +01628-902140
sales.uk@hikvision.com

Hikvision South Africa
Tel: +27 (10) 0351172
sale.africa@hikvision.com

Hikvision France
T +33(0)1-85-330-450
info.fr@hikvision.com

Hikvision Kazakhstan
T +7-727-9730667
nikia.panfilov@hikvision.ru

Hikvision Vietnam
T +84-974270888
sales.vt@hikvision.com

Hikvision UAE
T +971-4-4432090
salesme@hikvision.com

Hikvision Singapore
T +65-6684-4718
sg@hikvision.com

Hikvision Spain
T +34-91-737-16-55
info.es@hikvision.com

Hikvision Tashkent
T +99-87-1238-9438
uzb@hikvision.ru

Hikvision Hong Kong
T +852-2151-1761
info.hk@hikvision.com

Hikvision Russia
T +7-495-669-67-99
saleru@hikvision.com

Hikvision Korea
T +82-(0)31-731-8817
sales.korea@hikvision.com

Hikvision Poland
T +48-22-460-01-50
info.pl@hikvision.com

Hikvision Indonesia
T +62-21-2933759
Sales.Indonesia@hikvision.com

Hikvision Colombia
sales.colombia@hikvision.com