

MotionCam (PhOD) Fibra

Wired motion detector supporting Photo by Alarm, Photo on Demand, and Photo by Scenario features. Designed for indoor use.



The device is compatible only with hubs supporting the Fibra protocol. Find the detailed information by QR code or the link:

ajax.systems/support/devices/motioncam-phod-fibra/



MotionCam (PhOD) Fibra is a device of the wired Fibra product line. Only accredited Ajax Systems partners can sell, install, and administer Fibra products.

Up to 12 m motion detection distance

Viewing angles: horizontal – 88.5°, vertical – 80°

SmartDetect software algorithm to prevent false alarms

Photo by Alarm, Photo on Demand, and Photo by Scenario support

Pet immunity

9 seconds to deliver the first photo

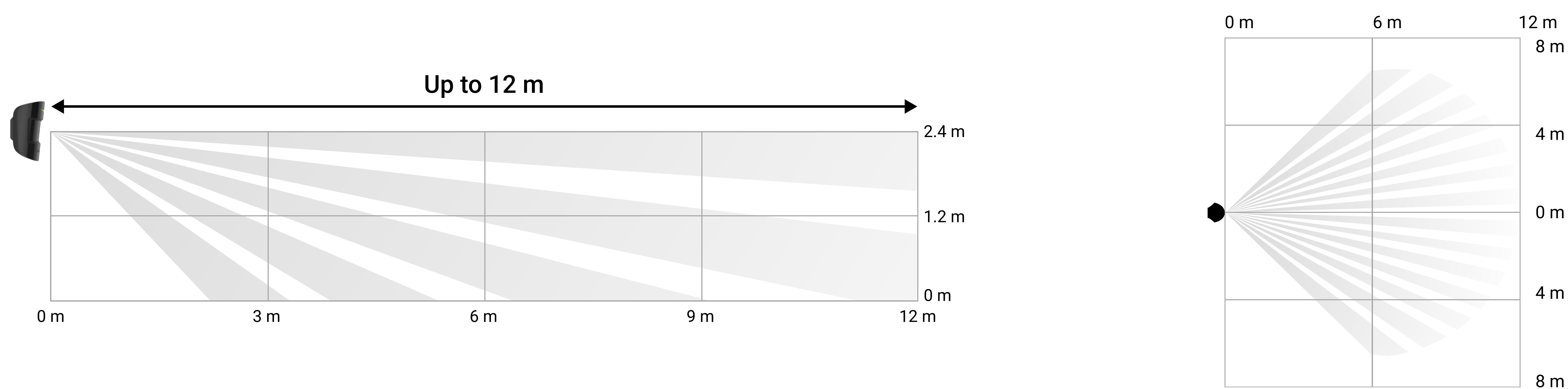
Low power consumption: up to 0.12 mW

Pairing with the security system via QR code or Fibra lines scanning


Remote control and configuration in desktop and mobile apps

Mounting on SmartBracket without disassembling the enclosure

Detection distance and viewing angles



False alarms prevention

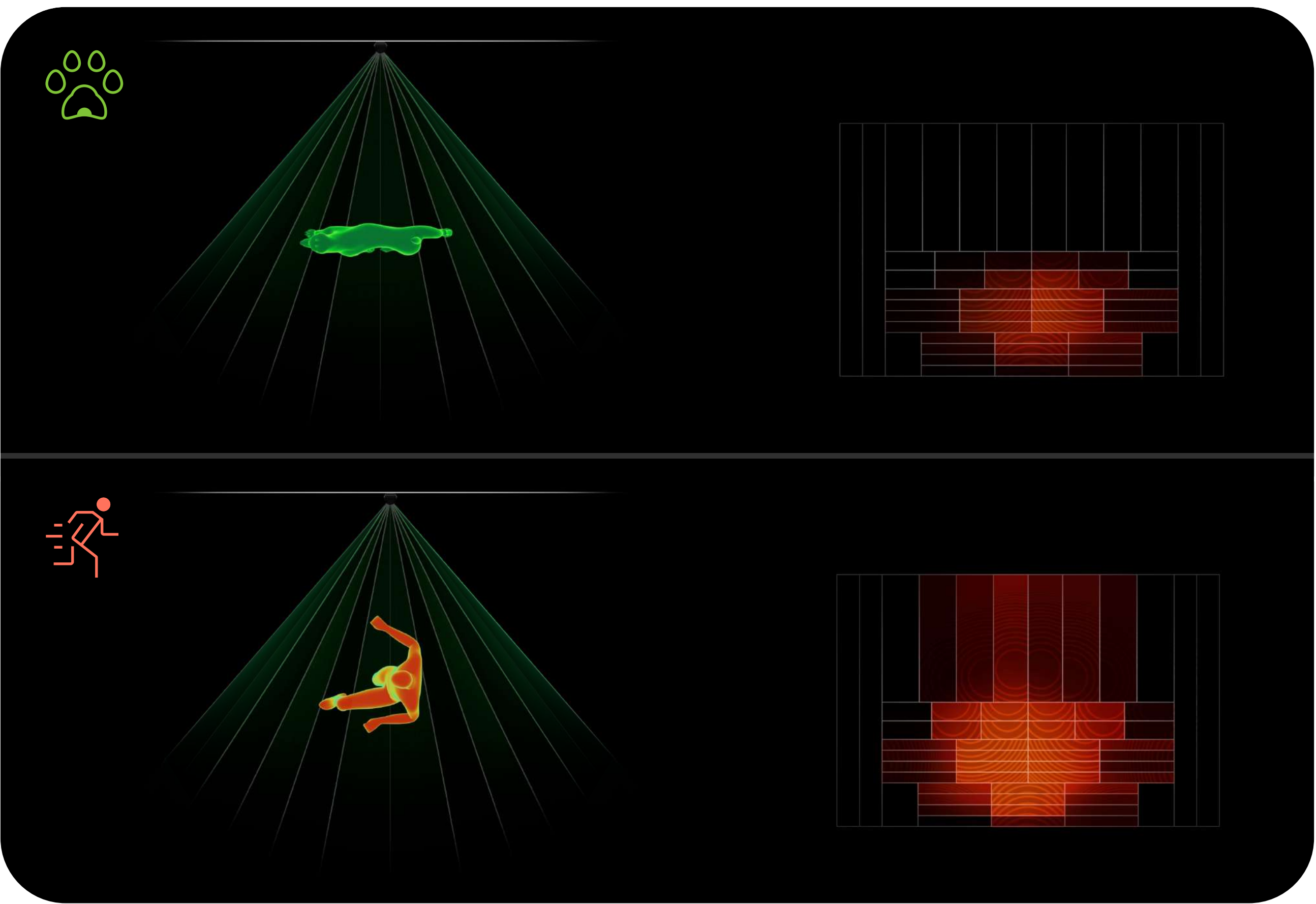


Optics

The detector lens is sensitive to human motion, cutting off false alarms caused by other sources of IR radiation. The potential IR radiation from pets and other interferences affects only the small lens sections. Large sections are focused on the alleged intruder's movement.

SmartDetect to filter IR interference

For additional protection against false alarms, the detector uses the SmartDetect software algorithm. When the system is armed, the detector constantly analyses the thermal diagram from the PIR sensor, including the IR radiation intensity, thermal spot size, movement speed, and other parameters. As a result — the detector accurately responds to human motion without false alarms.



Professional installation

The direction of the detector lens should be perpendicular to an alleged intrusion path into the facility. Mount MotionCam (PhOD) Fibra at a height of 2.4 m. When installed correctly, the detector provides an accurate thermal diagram and instantly responds to a real threat. Adjust pet immunity settings to minimise false alarms caused by animals weighing up to 20 kg and below 50 cm in height.

Photo verification

The detector is equipped with a built-in camera and provides the security company and users with animated photos. It features three types of photo verification: by alarm, by scenario, and on demand. Photo verification helps assess the situation at the protected facility, check whether the alarm is real, and respond accordingly.

Photo by Alarm

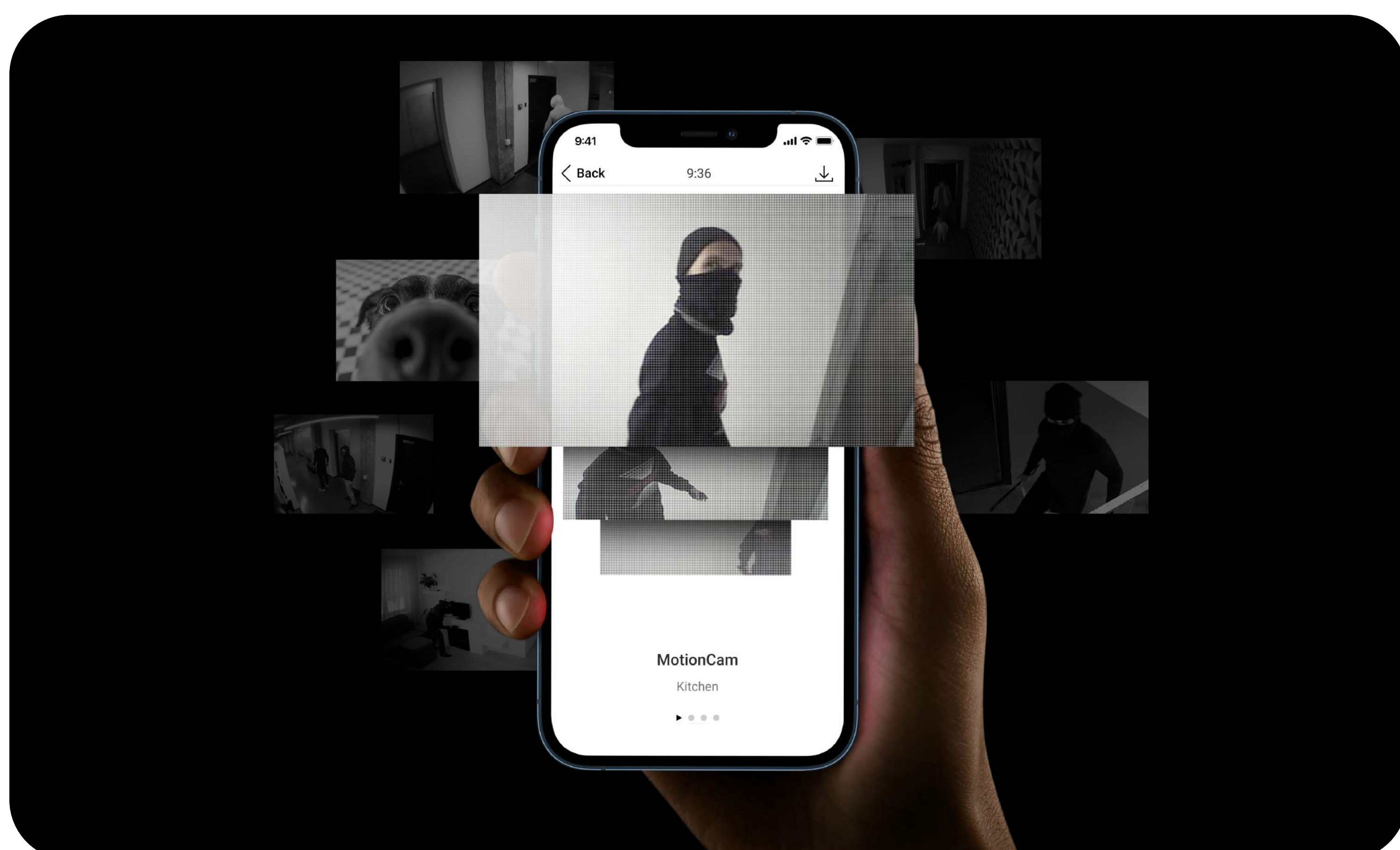
The camera takes pictures when MotionCam (PhOD) Fibra detects motion in armed mode. Only users with access to the events feed and security company employees can view photos.



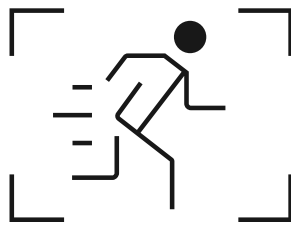

Photo by Scenario

The camera takes pictures automatically when other Ajax devices are triggered. Only users with access to the events feed and security company employees can view photos.

Photo on Demand

The camera is activated by user request at any time or when the detector operates in armed mode (depending on settings). Photos will not be sent to the security company. Only users with access to the Photo on Demand feature can receive and view photos.




-  Up to 640 × 480 px photo resolution
-  Up to 5 photos in a series
-  9 seconds to deliver the first photo
-  IR backlight for low light conditions

Privacy first

Users can control access to detectors with photo verification. The access level can be defined for each user of the system. Privacy settings determine:


- Which users can take and view on-demand photos.
- Which detectors with photo verification can be used to take photos on demand.
- When the user can take photos on demand: at any moment or only when a detector operates in armed mode.

By default, all system admins can manage privacy settings. PRO users do not have access to privacy settings.




Ajax product portfolio also includes MotionCam Fibra detectors without **Photo on Demand** and **Photo by Scenario** features.

Photos are encrypted at every stage of transmission. Only system users can access the virtual storage on Ajax Cloud and view photos. While stored, no photos are processed or analysed. The Ajax Cloud service is hosted on geographically distributed servers that meet the General Data Protection Regulation (GDPR) requirements.



Photos are encrypted throughout the transmission process



Photos are available only for users with access rights

Built-in backup battery

When the Fibra line breaks during the sabotage attempts, the detector continues to operate from a built-in battery. Alarms with photo verifications will be stored in the detector's buffer memory. Once the connection with the hub gets restored, all data is sent to Ajax apps. It helps reconstruct the actual event and provides the police or an insurance company with photo evidence.

Monitoring software supporting Ajax photo verification

HORUS

Horus

Manitou®


Manitou



SBN



Sentinel

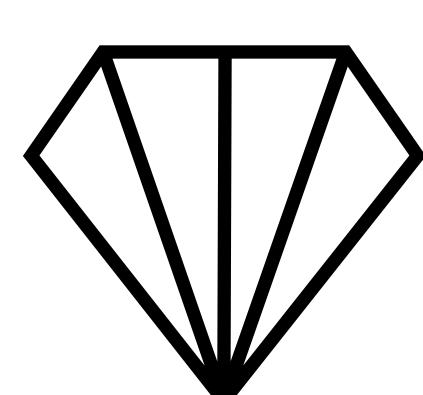


WBB

See the full list at the link: ajax.systems/connecting-to-cms/



A free PRO Desktop app for administering and monitoring Ajax security systems supports photo verification by default.



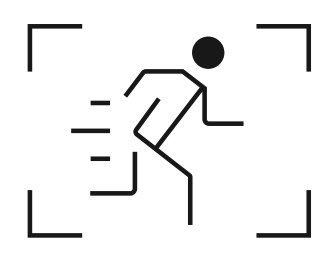
Fibra

communication technology




Fibra is the wired protocol providing fast and secure two-way communication between the hub and devices. Based on a **bus connection method**, Fibra delivers instant data-rich alarms: security companies and users know which device was triggered, when, and where it happened. Supporting **up to 2,000 m** of wired connectivity, Fibra is ready to protect any facilities and deliver the best user experience for both system owners and installers.


Fibra features **encryption** and **authentication** to prevent spoofing and **polling** to display device status in real time. Fibra lines are multifunctional and support connecting different types of devices to one line: sirens, keypads, and detectors with photo verification.



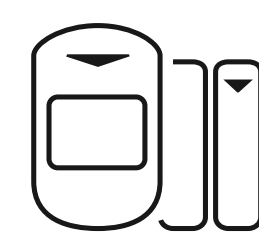
9 seconds to deliver the first photo



Protection against sabotage and spoofing



Up to 2,000 metres of wired communication range



One line for different types of devices

Fibra power supply calculator

The online tool provides security specialists with comprehensive information about the devices' power consumption. It's easy to check before installation whether the wired system project will work in practice. The calculator allows real-time project-making, highlighting the problem areas and offering solutions. Once the calculations are finished, the results can be downloaded as a PDF file.

Follow the link to verify your project: ajax.systems/products/fibra/power-calculator/

Thought out down to the last detail

Flexible project design

Wired system can cover the most complex objects like sectional metal warehouses, deep-underground facilities, and other premises where wired communication is required

Easy installation

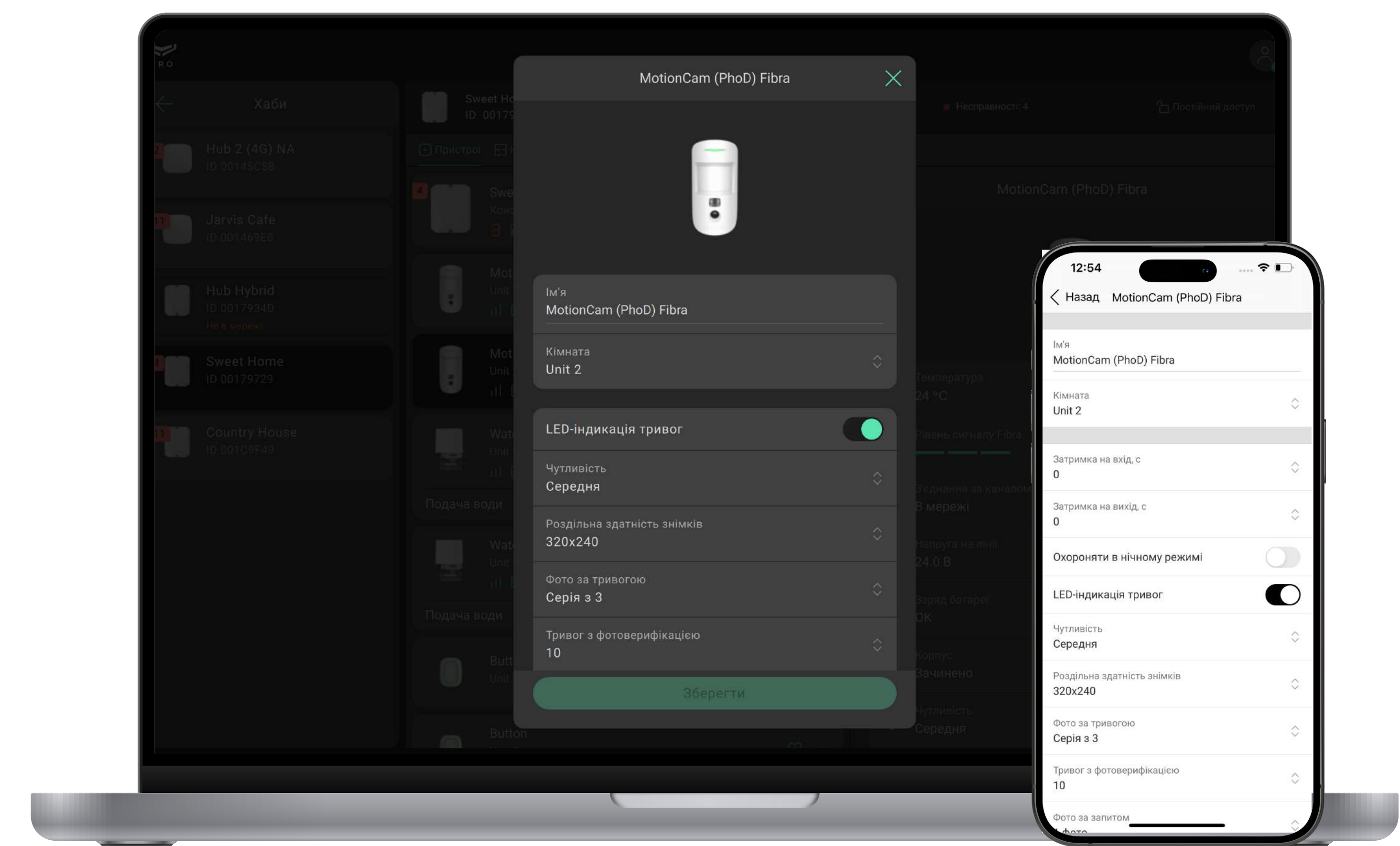
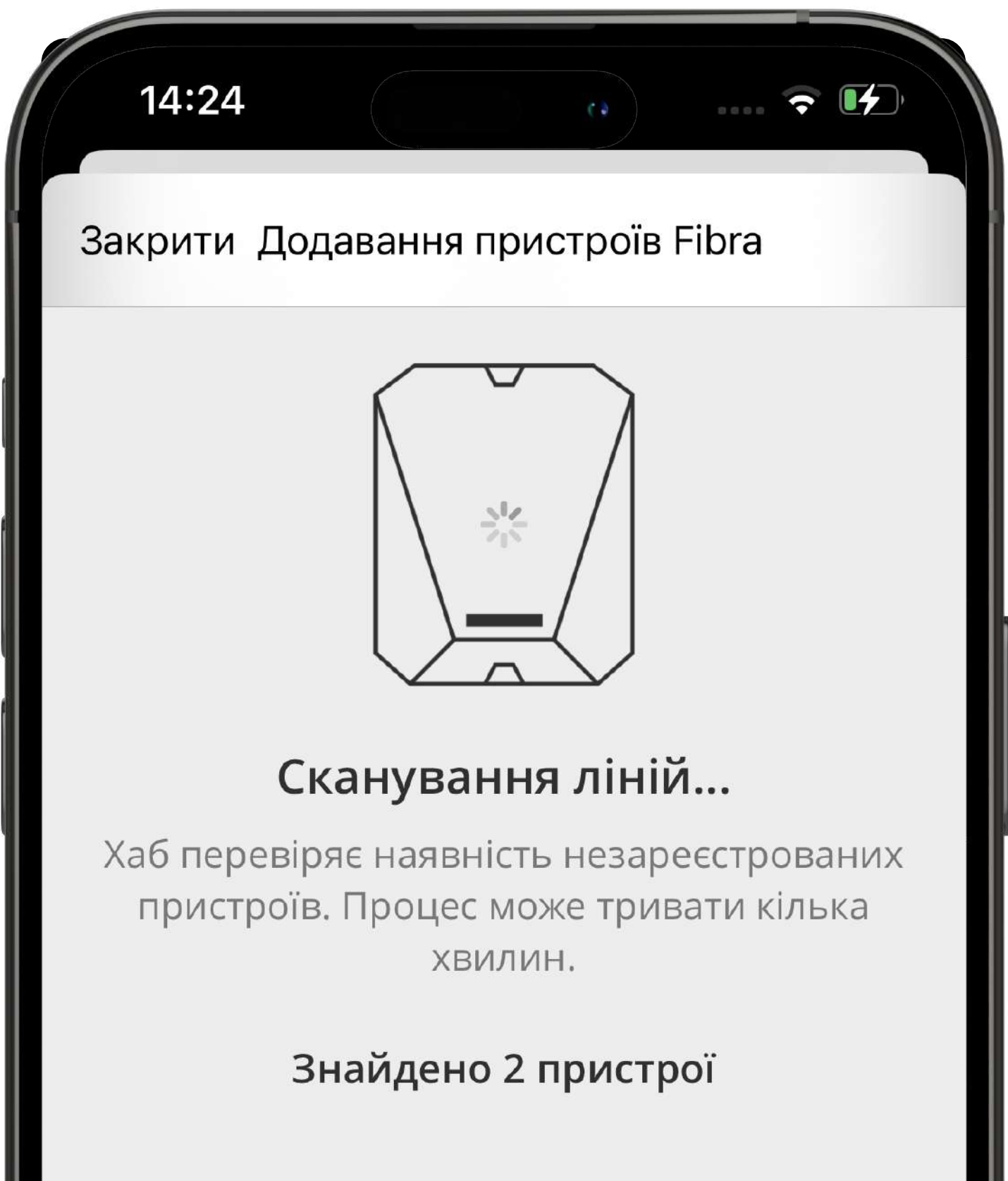


With the SmartBracket panel, an installer can effortlessly mount the device on the wall. The installation kit includes all the necessary fasteners. There is no need to disassemble the device: the board with terminals is placed outside the enclosure under SmartBracket to eliminate hardware damage during installation. The board is removable, which makes the whole process more comfortable. When connected, the board can be easily put back on special holders. For cable management, there are bracings inside SmartBracket to secure the wires with ties.

The detector can be installed sideways: the enclosure has two tamperers on the left and right sides. In case of sabotage, the system will report attempts to detach the detector from the surface or remove it from the mounting panel.

Quick pairing process with the hub


The device is paired with the hub automatically via Fibra lines scanning. This tool is available in the desktop or mobile PRO apps. An installer only needs to name and assign the device to the room and security group. The device can also be added by scanning the QR code or entering its ID manually. To finish configuring, go to Ajax apps.



Remote configuration

Intuitive Ajax apps provide remote set-up and all detector information from anywhere the Internet is available, on a smartphone or PC. The installation engineer can remotely change the settings and provide services in-time. No need to visit the object.

Technical specifications

Compliance with standards	EN 50131 (Grade 2) PD 6662:2017	Compatibility	Hubs Hub Hybrid (2G) Hub Hybrid (4G)
Communication with control panel	 Технологія зв'язку Fibra Wired connection U/UTP cat.5 4×2×0.51 with a copper conductor Signal cable 4×0.22 with a copper conductor Communication range up to 2,000 m With U/UTP cat.5 4×2×0.51 cable	Motion detection	Sensitive element PIR sensor Detection distance up to 12 m When installed at a height of 2.4 m. Detection speed from 0.3 to 2.0 m/s The detector's lens should be directed perpendicularly to an alleged intrusion path into the facility.

Communication with control panel	<p>Protocol features</p> <p>Two-way communication</p> <p>Protection against sabotage</p> <p>Instant notifications</p> <p>Remote configuring in Ajax apps</p> <p>Polling interval</p> <p>12–300 s</p> <p>Adjusted by PRO or user with admin rights in Ajax apps.</p>	Motion detection	<p>Viewing angles</p> <p>horizontal – 88,5°</p> <p>vertical – 80°</p> <p>Sensor sensitivity</p> <p>3 levels</p> <p>Adjusted by PRO or user with admin rights in Ajax apps.</p> <p>Pet immunity</p> <p>weight: up to 20 kg</p> <p>height: up to 50 cm</p> <p>Temperature compensation</p> <p>SmartDetect software algorithm to prevent false alarms</p>
Power supply	<p>Main power supply</p> <p>24 V$\overline{=}$, up to 0.12 mW</p> <p>From the Fibra line.</p> <p>Backup power supply</p> <p>sealed LTO AA battery</p>	Enclosure	<p>Colour</p> <p>white, black</p> <p>Dimensions</p> <p>135 × 70 × 66 mm</p> <p>Weight</p> <p>150 g</p> <p>Two tampers</p> <p>For sideways installation.</p>

Photo verification	<p>Types Photo by Alarm Photo by Scenario Photo on Demand</p> <p>Photo resolution 640 × 480 px 320 × 240 px 160 × 120 px Adjusted by PRO or user with admin rights in Ajax apps. By default, the resolution is 320 × 240 px.</p> <p>Delivery speed up to 7 s — 160 × 120 px photo up to 9 s — 320 × 240 px photo up to 20 s — 640 × 480 px photo</p> <p>Number of photos in one series from 1 to 5 Adjusted by PRO or user with admin rights in Ajax apps.</p> <p>IR backlight For low light conditions.</p>	Installation	<p>Installation height 2.4 m The detector's lens should be directed perpendicularly to an alleged intrusion path into the facility.</p> <p>Operating temperature range from −10°C to +40°C</p> <p>Operating humidity up to 75%</p> <p>Protection class IP50</p>
Complete set	<p>MotionCam (PhOD) Fibra SmartBracket mounting panel Installation kit Quick Start Guide</p>		